

Power Requirements for Levitation in a Gravity Field

Victor Wowk, P.E.

1. Introduction

As a young engineer, a long time ago, I rode a bicycle to work, or walked if the snow was deep. These thoughts were conceived during that walk to Hewlett Packard, Lovelend Division, Colorado. The initial walk was on level ground, but approaching the factory gate was a steep hill. More effort was required going up that hill. I was short of breath when presenting my employee badge to the gate guard. An idea took hold that some minimum power was needed to maintain elevation. It took a long time to digest and ferment as I tried to convince myself that it was not true.

A draft of the original essay of 1986 is presented in section 3. Further considerations of a theoretical nature follow that 1986 essay along with experimental evidence, implications, and consequences. This idea has deeper theoretical implications.

2. Background

Consider a boy (or girl) riding a bicycle on level ground with no wind. Effort is required in pedaling to keep moving to overcome friction. If pedaling stops, then the bicycle and rider slowly coast to a stop, or quickly decelerate, depending on friction. Friction to the ground is created by gravity.

$$F = \mu N$$

F = friction force
 μ = coefficient of friction, 0 to 1.0
 N = normal force, or weight

The friction force is a fraction of the gravity force, N . With no gravity, then there would still be friction in the bearings and other mechanisms within the machine, and wind resistance forces, but here we will focus primarily on the downward gravity force and it's related friction.

If the rider and bicycle now encounter a hill, then additional pedaling effort (force) must be expended to maintain speed. This additional energy is required to gain altitude in a gravity field.

Returning now to level ground, if the road surface is removed from under the bicycle, then rider and bicycle fall and begin to acquire kinetic energy of motion -- $mv^2/2$. To keep from falling, the rider would need to provide additional energy (maybe by flapping arms like a bird does it's wings) to balance the downward force of gravity to achieve a zero vertical velocity and maintain altitude.

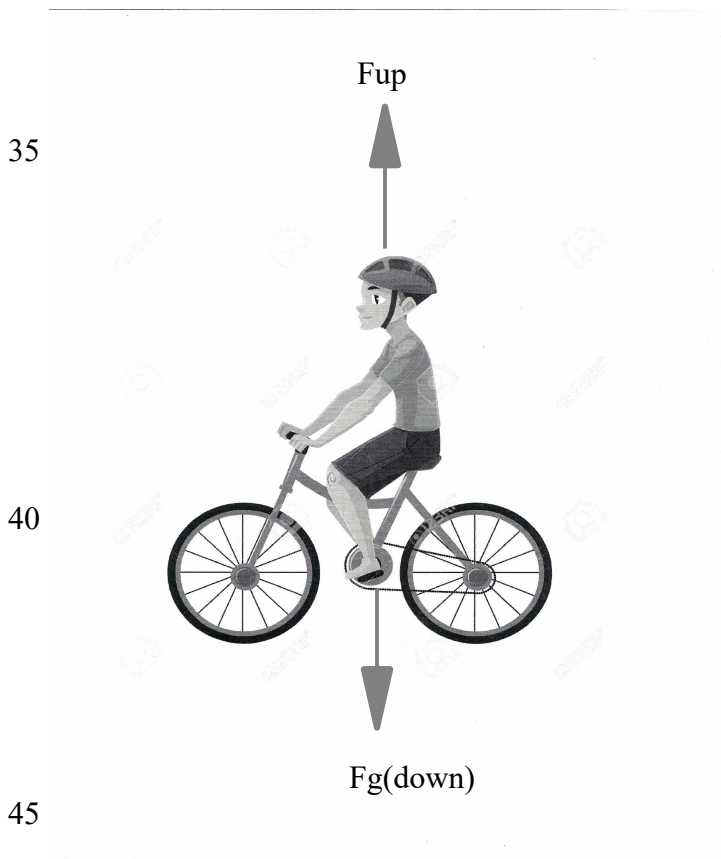


Figure 1. Bicycle and rider floating in air.

If the rider wanted to remain at the same altitude, then an upward force, F_{up} , would need to be generated somehow to balance the downward force, F_g .

Energy is defined in physics as force x displacement by the conventional definition of work

energy. The force and displacement must be in the same direction. The displacement is zero if no
55 altitude change takes place, so the apparent work energy is zero, but try to convince the rider of that
silly conclusion. Physics also defines power as force x velocity. Since the vertical velocity is zero to
maintain altitude, then the apparent power is also zero. I propose to prove that to be not true.

Now consider compressing a coil spring between my two old hands. Work is done during
compression and is equal to the force times the distance of compression, or the deflection. That work
60 energy is stored in the strain of the spring. What happens after the spring is compressed and no further
compression takes place? I do not want to relax the spring compression and let it fly off to smack my
partner in the head, so I must continue to exert force to keep it compressed. Work energy was done on
the spring to initially compress it, and now energy must flow to keep it compressed. The energy comes
from the muscles in my arms (and the stored fat from my previous meal).

65 Now suppose that I place that spring upright on the ground and stand on it. It again compresses
and the work energy of compression came from me as I raised my center of gravity to stand on it. This
work energy is again equal to the product of force times distance. In this configuration of standing on
the compressed spring with no change in elevation and no further deflection, I do not need to expend
any further effort to keep it compressed. However, from the previous example, energy flow is still
70 required to maintain compression. Where is it coming from? The only other point of contact is at the
bottom of the spring with the ground. If I am not supplying effort to keep the spring compressed, then it
must be coming from the other end. Through the influence of gravity force on my mass, the Earth is
supplying the continuous energy flow required to keep the spring compressed. This sounds like a wild
idea, but let's reason through it.

75

3. 1986 Essay

This is an edited version of the 1986 essay that was never published.

Abstract

A concept is presented that energy is required to support a mass in a gravity field. A mathematical
80 formula is derived that describes this energy flow. The formula is tested with five examples of flying
machines. It is suggested that other, more efficient, means of propulsion are possible.

Most everyone has had the experience of climbing uphill and the relative effort versus the rate
of rise. Climbing up a steep hill requires more power than a gradual rise. As you walk uphill, you know
that you have done some additional work above that required for walking on level ground. Your heart,
85 muscles, and lungs are feeling the strain. If you ran up the same hill, then your same indicators tell you
that you have worked even harder. Scientifically, you have done the same amount of work (as defined
by the physics definition of work), but you have completed it in less time. Your power output was
greater running up a hill versus just walking up. Specifically, a change in elevation requires work
energy. The rate of elevation change determines the rate of work energy flow, or power. Physically, on a
90 frictionless surface and with no viscous drag losses, zero energy is needed to continue in a straight line
forever. Forever is a bad choice of words because nothing is forever, except death. This zero energy is
also true in a gravity field if the object travels along an equipotential line. The Earth's surface is an
approximate equipotential surface and it supports objects on it. In the absence of a supportive surface,
objects will fall naturally to a lower energy level. Orbiting satellites are always falling. Combined with
95 a lateral velocity, they circulate along an equipotential surface relative to the Earth, theoretically
requiring no energy to continue along that path. More on this later.

Now suppose that the supportive surface was removed below a stationary object and that we

also desired for it to not fall. In that case, some effort will need to be provided to keep it "floating". The question is now - Why is it necessary to supply energy to prevent falling when none was required as the object rested on the surface? The answer is not obvious, but the surface and the mass of matter below the surface provided the required energy all along. The energy flow was not mechanical in the strict physics definition because there was no component of velocity in the direction of the force. There was, however, strain energy stored in the material below. When the object was initially placed on the surface, some energy was stored in compression of the material below. The weight of the object on the area of contact is a pressure that manifests itself as strain energy into a compressed material. This strain energy is what provides the upward force to support the object. When the supportive surface is removed, this energy flow must be continued to prevent the object from falling. It is not very large as we will see very soon, but it is not zero.

A real world example is a heavy mass resting on a table top. No energy is required from me as an observer to keep it from falling. Now imagine that the table is to be removed and my task is to keep the heavy weight from falling. I grasp two handles on the weight and prepare for the table legs to collapse. At precisely that moment, I begin to feel the muscle strain of work being done. Technically, no work is done because work equals force x distance, and the weight did not move so the distance is zero. Actually, work is being done and power is being expended. I intend to establish the minimum amount of power required to keep the weight levitated in a gravity field.

Now consider a slightly different situation. Suppose that I were to get under the table and push up. Also suppose that I increased my effort of pushing up at a slow rate. At first, the table would not move as I felt an increasing effort required of my muscles. The reaction force between the table legs and the floor would diminish as the force between my body and the floor increased. The table's reaction with the Earth becomes displaced in location from it's legs to my body. Now I am in the structural link

supporting the table and it's weight, and I am expending a greater amount of power than just laying on my back. The additional energy is coming from stored body fat. At some level of effort depending on the weight, the table will start to rise. The difference between contact with Terra Firma and floatation of the table is the power number that I seek.

125 The Equation

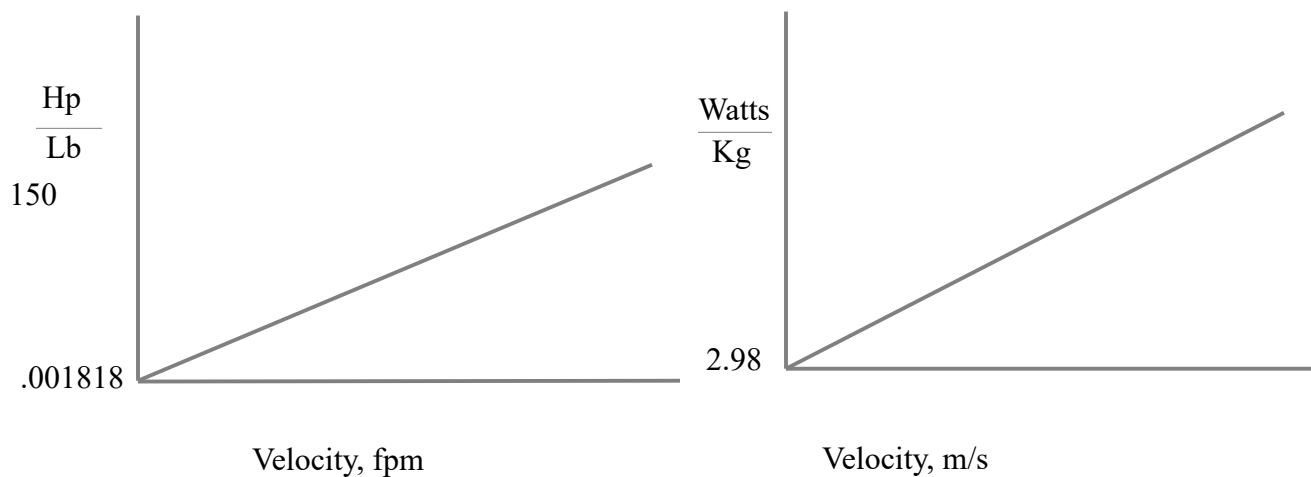
The mathematical form of an equation to describe this energy flow will consist of two power terms -- one to maintain floatation and the other to account for any rise in elevation. Objects of various mass will have different energy requirements, so the equation will be presented for a one pound mass or a one kilogram mass. The formulas are presented in both English engineering and SI units. A
130 derivation will follow in the next section. The formulas assume a constant gravitational acceleration of 32.2 ft/sec² and 9.8 m/sec² respectively.

$$\frac{\text{hp}}{\text{Lb}_m} = .001818 + \frac{V}{33,000} \quad V \text{ in feet per minute}$$

$$\frac{\text{watts}}{\text{kg}} = 2.98 + 9.8 V \quad V \text{ in meters per second}$$

Two observations can be made. The first term for floatation in a 32.2 ft/sec² (9.8 m/sec²) gravitational
140 field is a constant number per pound mass, or kilogram mass, .001818 and 2.98. The second term is dependent on the rate of vertical rise and is nothing new. If the vertical rise is zero for levitation, then the second term vanishes and we are left with a constant number describing the power input required to keep the one pound mass, or one kilogram mass, from falling.

The second observation is that this is the equation for a straight line. The abscissa is vertical
145 velocity and the ordinate is the power flow per unit mass. The intercept is the constants .001818 or 2.98. The graphs are depicted below.



155

The straight lines cannot be continued to the left. In situations of negative vertical velocities (falling), the curve is no longer a straight line. When the velocity becomes negative, some energy is being transformed into kinetic energy of motion. There is then a different relationship between power flow and velocity. The straight line I have shown is an approximation with the assumption of a uniform gravity field, which is a valid assumption when the object does not rise or fall but only levitates. The constants of .001818 hp/lb_m and 2.98 watts/kg can be interpreted as the power required to maintain floatation in a gravity field.

160

The Derivation

165

The derivation will begin with the definition of power.

$$\text{Power} = \text{Force} \times \text{velocity}$$

The total power required will be the sum of two discrete components - one for floatation and the other to effect a change in elevation.

$$\text{Power} = \frac{FV}{\text{floatation}} + \frac{FV}{\text{rise}}$$

$$\text{Power} = maV + maV \quad F = ma$$

The vertical velocity during floatation is zero, so we must consider the limiting case as the vertical velocity becomes smaller and smaller, that is, it approaches zero. It is then valid to take the derivative of the first term with respect to velocity.

$$\text{Power} = \frac{d(maV)}{dV} + maV$$

The mass is constant, and here we will assume that the acceleration is also constant and equal to the local value of the gravity acceleration, $g = 32.2 \text{ ft/sec}^2$.

$$\text{Power} = mg \frac{dV}{dV} + maV$$

For a one pound mass -

$$\begin{aligned} \frac{\text{hp}}{\text{lb}_m} &= \frac{(32.2 \text{ ft}) (\text{ft}) (\text{lb}_f \cdot \text{sec}^2)}{(\text{sec}^2) (\text{sec}) (32.2 \text{ ft} - \text{lb}_m)(550 \text{ ft} - \text{lb}_f)} \frac{(\text{hp sec})}{(\text{sec}^2)} + \frac{(32.2 \text{ ft}) (\text{lb}_f \cdot \text{sec}^2)}{(\text{sec}^2) (32.2 \text{ ft} - \text{lb}_f) (550 \text{ ft} - \text{lb}_m)} \frac{(\text{hp sec})}{(\text{min})} \frac{(V \text{ ft})}{(60 \text{ sec})} \\ &= \frac{1}{550} + \frac{V}{(550)(60)} \quad V \text{ in feet per minute} \end{aligned}$$

$$\frac{\text{hp}}{\text{lb}_m} = .001818 + \frac{V}{33,000}$$

We shall call this the airborne formula. It can be generalized for other gravitational fields by substituting the appropriate acceleration constant for the local gravity. If there is a significant rise in altitude, then the gravity constant can become a variable.

Using a similar derivation for the formula in SI units, it becomes -

$$\frac{\text{watts}}{\text{kg}} = 2.98 + 9.8 V \quad V \text{ in meters per second}$$

210

Applications

What is the usefulness of knowing this equation? First, it gives us a relationship between the vertical velocity and power requirements, which is not new information. With this we can calculate the theoretical performance of any flying machine near the Earth's surface. We will do this in the next section. If we desire to rise very rapidly, then there will be huge demands of power from the prime mover. Second, and even more interesting in the first constant term is the absence of any altitude relationship to power. The altitude change is zero. The power requirement for floatation only depends on the weight. It gives us the lift capability of any power plant. In the case of zero vertical velocity, a one horsepower motor should be able to lift 550 pounds.

220
$$Lb_m = \frac{1 \text{ hp}}{.001818} = 550$$

This, of course, assumes 100% efficiency.

225 Third, and most important, this equation places no limitations on the process of propulsion. It only places a minimum energy requirement to lift a mass, or keep it from falling. It suggests that other, more efficient, propulsion mechanisms are possible.

The known propulsion mechanisms, traction and mass ejection, are applications of Newton's reaction principle. They have limitations. Traction is limited to a surface or medium to push against. For mass ejection, propulsion stops when the supply of eject-able mass is gone. Modern technology places further limitations on these in the form of air breathing engines and short burn times of propellants. Imagine for a moment a mechanism that can generate a linear force with no reaction to it's environment and no mass flow across it's boundary. That may be hard to imagine for some because it does not reside in our memories, but that does not make it impossible. Imagine also that this force can

235 be oriented in a vertical direction. If it could flow energy to it's operating mechanism and sustain this
energy flow, then this equation predicts it's theoretical performance with no energy losses. It would be
fun to entertain an example at this point.

Suppose that I wanted to lift 1,000 pounds to an altitude of 400 miles and I wanted to rise at
1,000 feet per minute. The 100% efficiency power requirement of the prime mover is --

240
$$\text{hp} = 1,000 \text{ lb}_m \left(.001818 + \frac{(1,000 \text{ fpm})}{(33,000)} \right) = 32.1 \text{ hp}$$

The length of time that this engine would need to sustain this power level is - -

245
$$\frac{(400 \text{ miles}) \left(\frac{5280 \text{ ft}}{\text{mile}} \right) \left(\frac{\text{min}}{(1,000 \text{ ft})} \right)}{(60 \text{ min})} = 2,112 \text{ min} \left(\frac{\text{hr}}{(60 \text{ min})} \right) = 35.2 \text{ hours}$$

Now, if I had to get to this altitude in 20 minutes, then my rate of climb would be --

250
$$\frac{(400 \text{ miles}) \left(\frac{5,280 \text{ ft}}{\text{mile}} \right)}{(20 \text{ minutes})} = 105,600 \text{ fpm}$$

The power required is then --

255
$$\text{hp} = (1,000 \text{ lb}_m) \left(.001818 + \frac{105,600 \text{ fpm}}{33,000} \right) = 3,202 \text{ hp}$$

So the rate of climb makes a big difference in the sustained power output that my prime mover must

260 develop and maintain. This can be correlated to complexity, cost, and reliability. If I could tolerate
waiting 35.2 hours, then I can get that 1,000 pounds up there for much less cost. There are plenty of
engines around that develop 30 to 100 hp and they are lifting payloads of about 1,000 to 2,000 pounds
in the form of light aircraft. Unfortunately, they are air breathing engines that choke at about 15,000
feet and they can only develop enough power at that altitude to maintain level flight. None is left over
265 for additional climb.

Examples

To test the validity of the airborne equation, six examples of flying machines were investigated for conformance. These were a human powered aircraft, a solar powered aircraft, a light two-seat
270 trainer, a commercial passenger transport, a military helicopter, and a hot air balloon. All of these vehicles have flown and performance data was available. They are listed in Table 1 with relevant performance numbers.

Table 1. Aircraft to test the airborne equation with data

275	Description	Maximum engine output, hp	Gross weight at liftoff, lb _m	Vertical climb capability at sea level, ft/min	References
	Gossomar Condor	0.45	215	low	1.
	Solar Challenger	3	353	200	2.
280	Cessna 152	108	1,670	715	3.
	Boeing 727	19,200	130,000	3,000	4.
285	Sikorsky CH-53E	13,140	56,000	2,500	5.
	Hot Air Balloon	1.5	684	low	6.

The next task is to compare the actual flight performance of these six machines and compare to the
290 theoretical minimum required power according to the airborne formula. With that comparison, the efficiency can also be calculated and tabulated. The resulting calculations are in Table 2.

Table 2. Performance comparisons

	Aircraft	Actual engine output	Minimum required	Efficiency = actual/minimum
	Gossomar Condor	0.45	0.39	87%
295	Solar Challenger	3.0	2.78	92%
	Cessna 152	108	39.2	36%

Boeing 727	19,200	12,054	63%
Sikorsky CH-53E	13,140	4,344	33%
Hot Air Balloon	1.5	1.24	83%

300 The first observation from Table 2. is that the minimum theoretical power required is less than the actual maximum engine output. This is as it should be. One single observation to the contrary will invalidate the airborne formula. The equation appears to conform to these six examples of real vehicles. It remains to be seen if it stays valid for other examples. The calculated efficiencies are interesting. The heavy metal aircraft with large relative velocities are fuel pigs. The human powered Gossomar Condor, 305 the Solar Challenger, and the hot air balloon are more efficient. The efficiency penalty of the fossil fueled powered aircraft are related to high speed motion through a fluid with corresponding viscous losses, and friction from high speed machinery on board.

The value of this equation is not in verifying past performance, but in predicting things yet to come. As can be seen in the examples, there are huge energy losses in reacting against a fluid. There 310 are also tremendous demands on the power plant when faster climb rates are desired. The amount of power required to levitate a mass is really quite small. If the climb rates are kept reasonably low, then only a slightly larger engine is needed. We pay dearly when the machine must push against a fluid and large forward and vertical velocities are commanded.

315

References

1. "Human Powered Flight", Mechanical Engineering, September 1984, vol. 106 no.9, pages 46 - 55. The horsepower output is reported as 0.25 hp. However, it was known that Bryan Allen (the pilot) was capable of producing significantly more power. The Standard Handbook For Mechanical Engineers

320 reports the physiological limit for steady state useful power output of healthy males as .40 to .54 horsepower. Considering the superb physical condition of the pilot and the fact that he was worked almost to exhaustion for a 2 hour and 50 minute flight, I shall conservatively estimate the "engine's" output for this flight as 0.45 hp.

2. "Jane's All the Worlds Aircraft", 1982 - 1983, page 411

325 3. "Jane's", 1983 - 1984, page 349

4. Ken Anderson, United Airlines Pilot. The gross weight at liftoff and vertical climb capability are typical values assuming standard temperature and pressure conditions. The maximum engine output is actually "thrust" horsepower calculated from the equation -

330
$$\text{hp (thrust)} = \frac{(\text{thrust}) (\text{forward velocity})}{375}$$

For a 160 mph takeoff speed with typical loading conditions, the thrust horsepower is --

335
$$\text{hp (thrust)} = \frac{(45,000 \text{ lb}_f) (160 \text{ mph})}{375} = 19,200$$

The engine efficiencies of accelerating a fluid flow have been deleted.

5. "Jane's", 1983 - 1984, page 486

6. Greg Pozzi, hot air balloon pilot of Rainbow Drifter, 220 pound envelope, 264 pound gondola, 200 pound pilot. For a one hour flight, 12.5 gallons of propane are consumed, which has a lower heating
340 value of 19,944 BTU/lb_m, 0.1142 lb_m/ft³, 0.1337 ft³/gal, and calculates to 3,806 BTU for a 60 minute flight or approximately 1.5 hp.

4. Experimental Evidence

Shortly after relocating to New Mexico, two experiments were done to further explore the

345 validity of the airborne equation. Both were supporting a weight with an electric machine, where the power flow can be easily measured with voltage and current measurements. The first was done in 1987 with a coil. The experimental setup is shown in Figure 2.

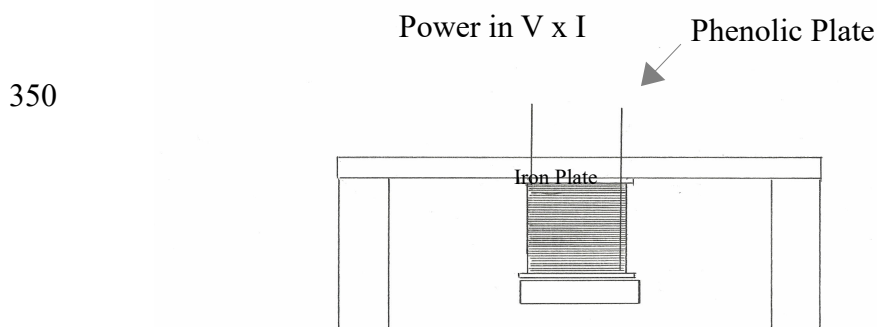


Figure 2. Electric coil energized to support an iron plate.

355 The coil had 9,000 turns with a resistance of 500 ohms. It was supported from a phenolic plate to be non-magnetic. Various iron metal plates from 21 grams to 240 grams were used as the weights. The coil was energized with a precision DC power supply. The voltage and current were measured with separate multimeters. The mass was weighted with a fractional gram scale. The power to the coil was slowly increased until the iron object was captured and remained suspended. The test was repeated several
360 times to check for repeatability, and the iron object was degaussed between each trial.

The average result from 28 trials was 1.3 watts/kg, which is less than the minimum expected. The conclusion was that the iron test piece was magnetized by the electromagnet coil. It retained this residual magnetism and the holding power was under measured. The iron plates, being magnetized, store energy. This supplemental conclusion presents an anomaly for physics which cannot explain how
365 this energy is created, nor how it flows, but that is another subject.

A second alternate test was conducted in 1991 with a DC motor supporting a weight from a string. The test setup is shown in Figure 3.

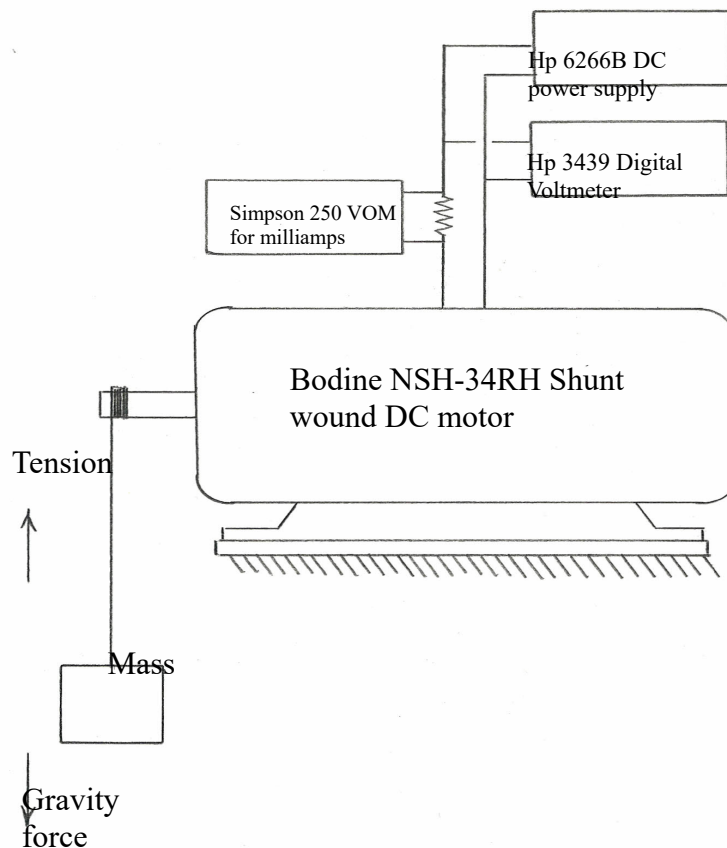


Figure 3. DC motor with a cord wrapped around it's shaft supporting a weight from falling.

In preparation for this testing, the idle power to start rotating the motor shaft was measured several times to be 1.44 watts. This was done to determine the friction and hysteresis losses in the motor. That value was subtracted from the power measured to just barely start raising the weight. The weights

ranged from 92 grams to 1,503 grams. Power to the motor in watts was calculated for both raising the weight, and for the reduced power when it started to fall. That is, up and down motion was tested. The 1.44 watts of idle power was subtracted for raising and added for falling. The resulting watts/kg were similar for each condition. The calculated power to raise and suspend each weight or let it fall was a
 375 low of 6 watts/kg to a high of 11 watts/kg. This compares favorably to the theorized minimum of 2.98 watts/kg.

5. Battery Lift

Paul McCready, an engineer who led the EV1 prototype design team for General Motors in the
 380 1990's, declared that a lead acid battery has enough stored energy to lift itself to an altitude of 10 miles. That was an intriguing claim, and able to be calculated with standard physics formulas. The potential energy in a gravitational field is calculated as the product of mass x gravity x height, or $PE = mgh$. A standard automotive AGM battery, group 31, 12 volt, has a capacity of 105 Ahr and weights 72 lb_m, or 32.6 kg. The stored energy in that battery is --

$$385 \quad (12V) (105 \text{ Ahr}) = 1.26 \text{ KWhr} \times \frac{(3.6 \times 10^6 \text{ J})}{\text{KWhr}} = 4.536 \times 10^6 \text{ J}$$

By re-arranging the potential energy formula to $h = PE/mg$ --

$$390 \quad h = \frac{(4.536 \times 10^6 \text{ kg m}^2 \text{ sec}^{-2})}{32.6 \text{ kg} \times 9.8 \text{ m/sec}^2} = 14,198 \text{ m} \times \frac{(3.28 \text{ ft})}{\text{m}} = 46,569 \text{ ft}$$

The height of 46,569 ft converts to 8.8 miles. That calculation is for a constant 32.2 ft/sec² gravity field.

When the gravity field is not constant, but decreases with height, then a slightly more complicated
 395 formula must be used that accounts for the diminishing force of gravity. The total work required to bring an object from the surface of the Earth (radius R_0) to a higher radius (R), taking into account the

- 425 1. That the total mass of the Earth is concentrated at a single point.
2. That potential energy has some absolute value and is not defined as a difference between two states.
3. The location of zero gravitational energy is defined to be at infinity, rather than at the center or surface of the Earth.

430 I leave these thoughts for physicists or philosophers to ponder.

6. Acceleration

 According to Einstein's Theory of General Relativity, gravity is not a force, but an acceleration. It could be illuminating to approach this concept from an acceleration rather than a force and calculate

435 the power needed to counter an acceleration of 9.8 m/s^2 . The vertical force will be a constant 9.8 Newtons for a one kg mass while the vertical velocity is reduced to zero. By the definition of power being force x velocity, then the power will be zero when the velocity reduces to zero. That may seem to apply for a hot air balloon that is suspended in the atmosphere by buoyancy and not burning propane fuel. Something is holding that balloon up in the air, which is a pressure difference between the inside

440 of the balloon envelope and the pressure outside. There is no upward velocity, but there is a balance of forces. The balloon is still bound to the 9.8 m/s^2 downward acceleration, but it is not falling and air pressure is keeping it afloat, for a short while. Eventually, the pilot must light the propane burner and heat the balloon air to keep from falling.

 Consider this -- A jumper in free fall expends zero energy. Call this E_p for energy from the

445 person. The jumper initiated this action by separating from the aircraft, but did nothing more to sustain the increase in velocity. I cannot rule out that some demon flies beside the jumper pushing him/her down faster. Assuming that there is no demon, then there must be a force to create an increase in

velocity. That jumper is receiving energy from an external source to cause his/her increase in kinetic energy. The gravitational field is providing that energy to the jumper to accelerate him/her down, call
450 that E_g . The total energy arriving at the jumper is $E_p + E_g$, but E_p is null.

To climb a hill demands energy from a climber more than just standing at a constant elevation. Call that E_{rise} . The energy budget at the climber is now $E_g + E_{rise}$. The gravitational force is still there pulling the climber down. He/she must provide an additional energy to gain elevation.

To remain at a constant elevation in a gravity field means that the term E_{rise} is zero. The
455 gravitational energy is still present as E_g . That is a force or an acceleration that is non-zero and still delivered to the sedate person. The energy budget at the sedate person is $E_g + E_p$, but E_p is zero now again.

An orbiting satellite is always falling, subject to the downward acceleration of the local gravity at that altitude. It has a sufficiently high tangential velocity to maintain altitude as it circles around on a
460 curvilinear path. There is no outward acceleration or outward force keeping it up there. What if the tangential velocity were reduced to zero? The satellite would fall unless we could provide some force, or acceleration, or power flow to keep it up. The force we know – 9.8 Nt per kilogram. The acceleration we know - 9.8 m/s². What is the power? I will attempt to answer that question in a roundabout way by calculating the energy required to keep a satellite suspended in the Earth's gravitational field.

465 A satellite is an object with mass. It is in free fall that maintains a constant radius from the source of the gravitational force centered on the Earth. It retains that constant radius because of the tangential velocity. Is there any energy expended to keep that satellite afloat? The obvious answer is zero because the gravitational force has zero component in the direction of it's motion. Energy is defined as force multiplied by motion –

470 Energy = Force x Displacement Power = Force x Velocity

These are vector quantities that have a direction, and the directions need to be co-linear. The force (gravity) is radial, but the displacement and velocity have no component in the radial directions, so the energy and power calculate to zero. This is by classical physics. Let's approach this from a non-classical perspective.

475 The satellite is balanced by centripetal force, $mv^2/2$, and the gravitational force, mg . At the surface of the Earth $r = 4,000$ miles and $g = 32.2 \text{ ft/sec}^2$. If we ignore air friction and calculate the required tangential velocity –

$$\frac{mv^2}{r} = mg$$

480
$$v_t = \sqrt{rg} = \sqrt{4,000 \text{ mi} \times 5280 \text{ ft/mi} \times 32.2 \text{ ft/sec}^2}$$

$$= 26,078 \text{ ft/sec} = 17,780 \text{ mph}$$

The power flow to maintain altitude is simply the radial centripetal force multiplied by a radial velocity that reduces to unity as we take the derivative with respect to itself.

Power = Force x Velocity

485
$$= \frac{mv^2}{r} \times \frac{dV}{dV} \uparrow$$

$$\frac{\text{Power}}{\text{m}} = \frac{v^2 \text{ ft}}{r \text{ sec}} = \frac{(26,078)^2}{\text{sec}^2} \frac{\text{mi}}{5280 \text{ ft}} \frac{1}{4000 \text{ mi}} = \frac{32.2 \text{ ft}^2}{\text{sec}^3} \frac{\text{lb}_f - \text{sec}^2}{32.2 \text{ ft} - \text{lb}_m} \frac{\text{hp} - \text{sec}}{550 \text{ ft} - \text{lb}_f} = .001818 \text{ hp}$$

490

7. Implementation

There have been multiple, perhaps hundreds, of patents filed for “anti-gravity” machines. Since none of these have been commercially successful, the temptation is to blow it off as an impossible dream. Not so fast. Just because a working prototype has not been demonstrated does not, by any logic, 495 disprove the idea. No one has ever seen such a device flying around, but the lack of experience is not a

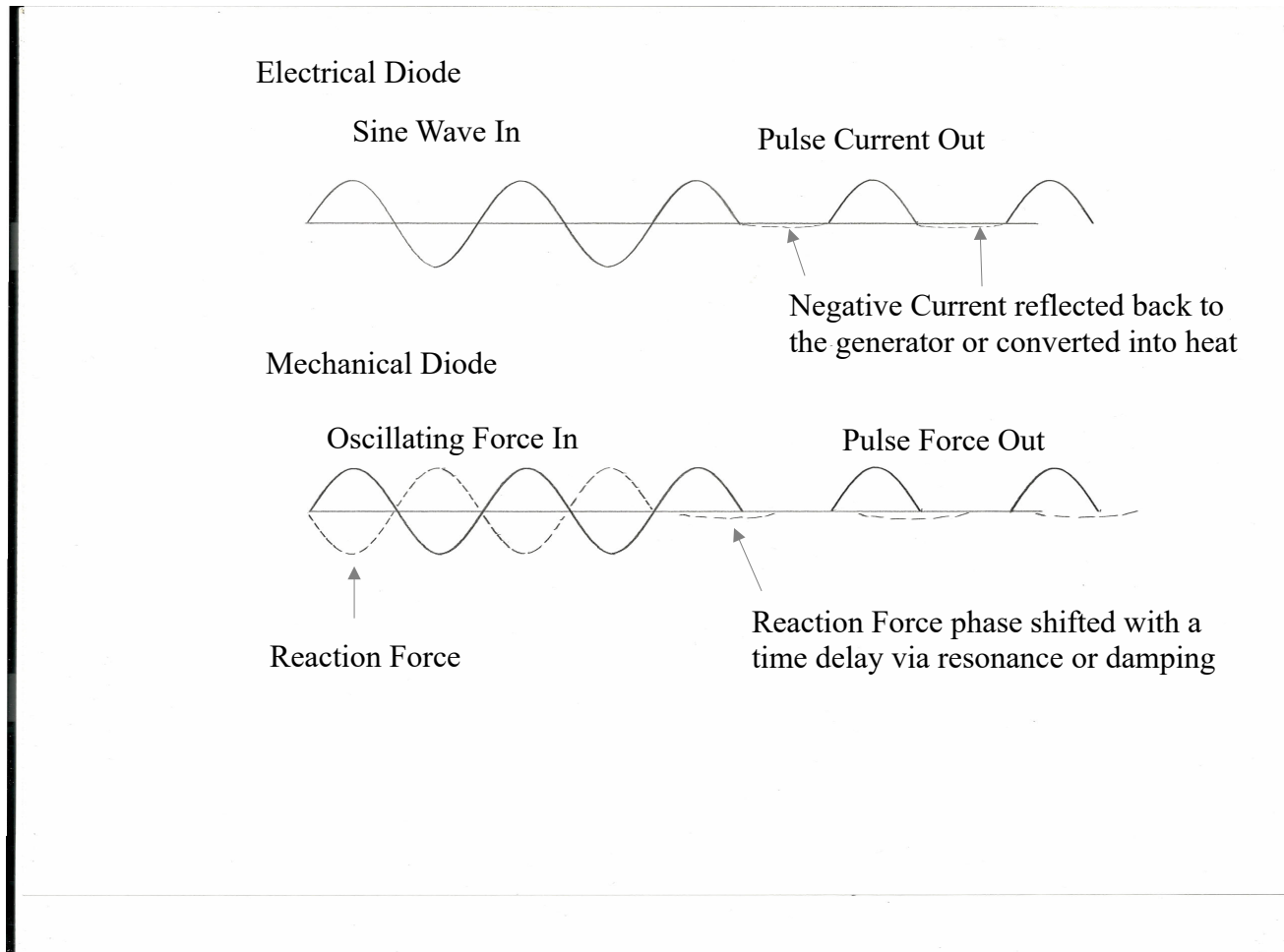
valid reason to reject the idea. Let's examine this from a theoretical perspective and from engineering considerations.

By re-phrasing the situation as not shielding gravity, but producing a force or an acceleration that opposes gravity, then it is a different problem. Is it theoretically possible to generate a
500 unidirectional force with no reaction to the environment and no mass flow ejection? That would seem to violate Newton's 3rd law of action – reaction. That law must be qualified to apply only to rigid bodies in contact and at zero frequency. In a dynamic world, bodies are not rigid, but have elasticity. In addition, Newton's laws, including the 2nd law, only apply strictly at zero frequency. The idea of a box with stored energy and some dynamic mechanism inside that produces a force in one direction only
505 does not violate the conservation of energy principle.

Gravity appears to be stable, that is, a constant force, or acceleration, at a specific location in one direction only and not changing. Is it possible to produce a force that is in one direction from a mechanism that internally changes? The answer is yes, and there are examples all around us. The examples are pumps, fans, aircraft, fish, birds, and numerous flying insects. They react with the
510 environment by pushing on it in the opposite direction. They all produce an oscillating motion internally that results in a push to the outside world. Suppose the push can be contained inside the box to push on its outer envelope. Sounds like a crazy idea, but it would not violate the first law of thermodynamics – the conservation of energy principle. The energy input would be stored energy in the form of chemical or electrical energy, and the energy out would be power of motion.

515 There is a direct analogy in an electrical device called a diode. It receives oscillating energy in the form of an AC waveform and converts it to a unidirectional current output as DC. A mechanical diode would do the same thing, that is, receive as input an oscillating force (perhaps as a vibration) and produce a unidirectional force output.

520 Figure 4. Electrical diode compared to a mechanical diode.



Professor Laithwaite had the idea of redirecting the reaction force via gyroscopic reaction. There are other ways to reduce the negative reaction forces with non-linear springs, absorb the reaction during one half of the cycle with fluid or frictional dampers, and phase shifting the reaction force during the negative half cycle with resonance. Mechanical impedance has dimensions of $Lb_f - \text{sec/in}$. When

525 divided by an impulse, $Lb_f - \text{sec}$, then I am left with a quantity that has dimensions of $1/\text{in}$.

$$\text{Force} = \frac{\text{Torque} \times \text{Impedance}}{\text{Impulse}}$$

With the correct speed of rotation and mechanical design for impulse and impedance, I should get significant energy transmittance on one side of the beam and significant energy absorption (damping) on the other side.

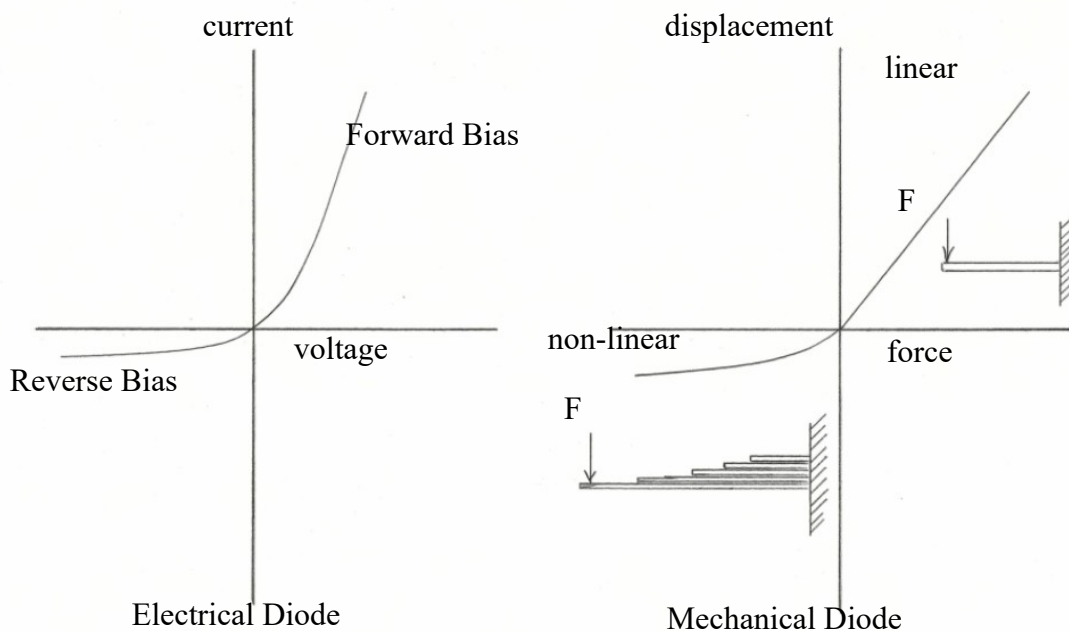


Figure 5. Comparison of electrical diode with a non-linear spring version for a mechanical diode.

All of these methods have been explored with limited success. The engineering task is to design a mechanical diode, which is a possibility. The bigger challenge will be to recover the energy on the way down with a regenerating device.

The airborne equation does not disallow such a device. It only describes the minimum amount of power to float and is an efficiency predictor.

8. Consequences

If Newton's 2nd and 3rd laws are always considered to be valid in a dynamic world, then this
540 levitation concept is an impotent idea. Experimental engineers who do vibration measurements or
dynamic testing are well aware that these laws do not apply in the real world. In fact, to retain
Newton's laws, they have invented concepts of dynamic stiffness, dynamic mass, and mechanical
impedance to still use the linear equations. Above 200 Hz frequency things are not rigid, with the
consequence that the world can be considered to be made of gelatin stuff.

545 Gravity, that binds us here, can be conceived as a force or an acceleration, both of which are
abstract concepts. They may not be real, but a manifestation of some sort of energy. Energy itself is an
abstract concept. The one thing that is known to be real from first principles is motion. Motion is one
thing that we can observe and manipulate.

Objects being pulled down by force or acceleration, are compressing the material below.
550 Compression creates strain energy in that material, which converts into heat. Heat is a form of energy.
Large massive bodies are energy storage nodes for the universe. The matter of massive heavenly bodies
are under compression and store energy as heat or gravitational energy. Gravity is a form of energy
which we quantify as potential energy and it flows outward. It flows out to other masses that can detect
it's presence. Other masses can not only detect it's presence, but also it's direction and size. Mass may
555 not be the source of gravity, but rather energy. This is allowed by $E = mc^2$. This is a form of
communication. All communication is a form of energy transfer. These are metaphysical thoughts that
lead to the eccentric conclusions that rocks have a primitive form of consciousness.

A more practical consequence of the airborne equation is that travel beyond the Earth can be
done with less energy waste. We have rockets to propel us beyond the atmosphere. Those may be just

560 our first trials; no need to stall with that technology.

9. Conclusions

I cannot predict what the outcome of this idea will be, nor if it will even be accepted or adopted.

I can only crack open a door. Some may wish to close that door. Others may want to peer inside. Still

565 others may dare to open that door wider and step through. Society will decide to enter that door or close

it. Science is non-opinionated. True knowledge percolates over time.

Victor Wowk, P.E.

Albuquerque, New Mexico

570 September, 2022